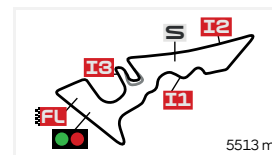


# CLASSIFICATION AFTER 10 LAPS = 55.13 KM

## RED BULL GRAND PRIX OF THE AMERICAS

### TISSOT SPRINT



Circuit Of The Americas

Pos	Pts	#	Rider	Nation	Team	Motorcycle	Total Time	Km/h	Gap
1	12	93	Marc MARQUEZ	SPA	Ducati Lenovo Team	DUCATI	20'29.509	161.4	
2	9	73	Alex MARQUEZ	SPA	BK8 Gresini Racing MotoGP	DUCATI	20'30.304	161.3	0.795
3	7	63	Francesco BAGNAIA	ITA	Ducati Lenovo Team	DUCATI	20'31.427	161.1	1.918
4	6	49	Fabio DI GIANNANTONIO	ITA	Pertamina Enduro VR46 Racing Team	DUCATI	20'38.045	160.3	8.536
5	5	21	Franco MORBIDELLI	ITA	Pertamina Enduro VR46 Racing Team	DUCATI	20'39.194	160.1	9.685
6	4	20	Fabio QUARTARARO	FRA	Monster Energy Yamaha MotoGP Team	YAMAHA	20'40.185	160.0	10.676
7	3	37	Pedro ACOSTA	SPA	Red Bull KTM Factory Racing	KTM	20'41.558	159.8	12.049
8	2	10	Luca MARINI	ITA	Honda HRC Castrol	HONDA	20'43.097	159.6	13.588
9	1	79	Ai OGURA	JPN	Trackhouse MotoGP Team	APRILIA	20'43.261	159.6	13.752
10		72	Marco BEZZECCHI	ITA	Aprilia Racing	APRILIA	20'44.093	159.5	14.584
11		54	Fermin ALDEGUER	SPA	BK8 Gresini Racing MotoGP	DUCATI	20'44.263	159.5	14.754
12		33	Brad BINDER	RSA	Red Bull KTM Factory Racing	KTM	20'44.417	159.4	14.908
13		23	Enea BASTIANINI	ITA	Red Bull KTM Tech3	KTM	20'45.518	159.3	16.009
14		43	Jack MILLER	AUS	Prima Pramac Yamaha MotoGP	YAMAHA	20'45.691	159.3	16.182
15		42	Alex RINS	SPA	Monster Energy Yamaha MotoGP Team	YAMAHA	20'47.690	159.0	18.181
16		5	Johann ZARCO	FRA	CASTROL Honda LCR	HONDA	20'48.134	159.0	18.625
17		25	Raul FERNANDEZ	SPA	Trackhouse MotoGP Team	APRILIA	20'51.175	158.6	21.666
18		7	Augusto FERNANDEZ	SPA	Prima Pramac Yamaha MotoGP	YAMAHA	20'58.570	157.6	29.061
19		35	Somkiat CHANTRA	THA	IDEMITSU Honda LCR	HONDA	21'03.131	157.1	33.622
20		32	Lorenzo SAVADORI	ITA	Aprilia Racing	APRILIA	21'07.498	156.9	37.989

**Not classified**

12			Maverick VIÑALES	SPA	Red Bull KTM Tech3	KTM	14'41.967	157.5	3 laps
36			Joan MIR	SPA	Honda HRC Castrol	HONDA	11'30.003	143.8	5 laps

Race condition: **Dry**  
 Air: 28°  
 Humidity: 57%  
 Ground: 46°

<b>Pole Position:</b>		<b>Marc MARQUEZ</b>	<b>2'01.088</b>	163.9 Km/h
<b>Fastest Lap:</b>	Lap 2	<b>Marc MARQUEZ</b>	<b>2'02.129</b>	162.5 Km/h
<b>Best Race Lap:</b>	2024	<b>Maverick VIÑALES</b>	<b>2'02.575</b>	161.9 Km/h
<b>All-Time Lap Record:</b>	2024	<b>Maverick VIÑALES</b>	<b>2'00.864</b>	164.2 Km/h

14:45'00

14:49'14

14:59'50

15:02'51

15:04'03

15:12'47 Joan MIR

15:13'19 Joan MIR

15:14'21 Joan MIR

15:17'32 Maverick VIÑALES

 15:20'02 Lorenzo SAVADORI

 15:24'09 Lorenzo SAVADORI
**SIGHTING LAP START**

All bikes on grid

**WARM UP LAP START**
**RACE START**
**No jump starts**

crashed out - Rider OK

re-joined race

entered pits and retired

entered pits and retired

**long lap penalty due to shortcut at T5**
**3 seconds penalty - failed to comply with long lap penalty**

The results are provisional until the end of the limit for protest and appeals.

 Time limit for protest expires 60' after publication of the results - **Beth MILLER** Time: **15:37**

These data/results cannot be reproduced, stored and/or transmitted in whole or in part by any manner of electronic, mechanical, photocopying, recording, broadcasting or otherwise now known or herein after developed without the previous express consent by the copyright owner, except for reproduction in daily press and regular printed publications on sale to the public within 60 days of the event related to those data/results and always provided that copyright symbol appears together as follows below.

© DORNA, 2025

Official MotoGP Timing by

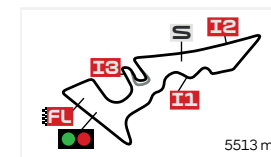
www.motogp.com

Austin, Saturday, March 29, 2025

# WORLD CHAMPIONSHIP CLASSIFICATION

## RED BULL GRAND PRIX OF THE AMERICAS

### TISSOT SPRINT



Circuit Of The Americas

Rider	Points	Leader	Prev	THA	ARG	AME	QAT	SPA	FRA	GBR	ARA	ITA	NED	GER	CZE	AUT	HUN	CAT	RSM	JPN	INA	AUS	MAL	POR	VAL
1 <b>MARQUEZ</b> Marc [SPA]	86			37 25 12	37 25 12	12 12																			
2 <b>MARQUEZ</b> Alex [SPA]	67	19	19	29 20 9	29 20 9	9 9																			
3 <b>BAGNAIA</b> Francesco [ITA]	50	36	17	23 16 7	20 13 7	7 7																			
4 <b>MORBIDELLI</b> Franco [ITA]	42	44	8	18 13 5	19 16 3	5 5																			
5 <b>DI GIANNANTONIO</b> Fabio [ITA]	28	58	14	6 6 -	16 11 5	6 6																			
6 <b>ZARCO</b> Johann [FRA]	25	61	3	9 9 0	16 10 6	0 0																			
7 <b>BINDER</b> Brad [RSA]	19	67	6	10 8 2	9 9 -	0 0																			
8 <b>OGURA</b> Ai [JPN]	18	68	1	17 11 6	0 - 0	1 1																			
9 <b>ACOSTA</b> Pedro [SPA]	16	70	2	4 0 4	9 8 1	3 3																			
10 <b>BEZZECCHI</b> Marco [ITA]	14	72	2	10 10 0	4 - 4	0 0																			
11 <b>MARINI</b> Luca [ITA]	12	74	2	4 4 0	6 6 0	2 2																			

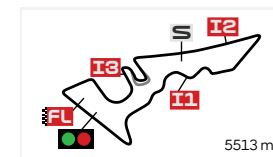
These data/results cannot be reproduced, stored and/or transmitted in whole or in part by any manner of electronic, mechanical, photocopying, recording, broadcasting or otherwise now known or herein after developed without the previous express consent by the copyright owner, except for reproduction in daily press and regular printed publications on sale to the public within 60 days of the event related to those data/results and always provided that copyright symbol appears together as follows below.

© DORNA, 2025

# WORLD CHAMPIONSHIP CLASSIFICATION

## RED BULL GRAND PRIX OF THE AMERICAS

### TISSOT SPRINT



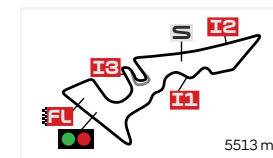
Circuit Of The Americas

Rider	Points	Leader	Prev	THA	ARG	AME	QAT	SPA	FRA	GBR	ARA	ITA	NED	GER	CZE	AUT	HUN	CAT	RSM	JPN	INA	AUS	MAL	POR	VAL
12 <b>QUARTARARO</b> Fabio [FRA]	10	76	2	4 1 3	2 2 0	4 4																			
13 <b>MIR</b> Joan [SPA]	10	76	0	1 - 1	9 7 2	-																			
14 <b>MILLER</b> Jack [AUS]	8	78	2	5 5 -	3 3 0	0 0																			
15 <b>BASTIANINI</b> Enea [ITA]	7	79	1	7 7 0	0 0 0	0 0																			
16 <b>RINS</b> Alex [SPA]	5	81	2	0 0 0	5 5 0	0 0																			
17 <b>VIÑALES</b> Maverick [SPA]	4	82	1	0 0 0	4 4 0	-																			
18 <b>ALDEGUER</b> Fermin [SPA]	3	83	1	3 3 0	0 0 0	0 0																			
19 <b>OLIVEIRA</b> Miguel [POR]	2	84	1	2 2 0	- - -	-																			
20 <b>FERNANDEZ</b> Raul [SPA]	1	85	1	0 - 0	1 1 0	0 0																			
21 <b>CHANTRA</b> Somkiat [THA]	0	86	1	0 0 0	0 0 0	0 0																			
22 <b>FERNANDEZ</b> Augusto [SPA]	0	86	0	- - -	- - -	0 0																			

These data/results cannot be reproduced, stored and/or transmitted in whole or in part by any manner of electronic, mechanical, photocopying, recording, broadcasting or otherwise now known or herein after developed without the previous express consent by the copyright owner, except for reproduction in daily press and regular printed publications on sale to the public within 60 days of the event related to those data/results and always provided that copyright symbol appears together as follows below.

© DORNA, 2025

**WORLD CHAMPIONSHIP CLASSIFICATION**  
**RED BULL GRAND PRIX OF THE AMERICAS**  
**TISSOT SPRINT**



Circuit Of The Americas

Rider	Points	Leader	Prev	THA	ARG	AME	QAT	SPA	FRA	GBR	ARA	ITA	NED	GER	CZE	AUT	HUN	CAT	RSM	JPN	INA	AUS	MAL	POR	VAL
23 <b>SAVADORI</b> Lorenzo [ITA]	0	86	0	0 0 0	- - -	0 0																			

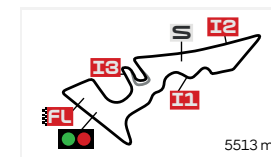
These data/results cannot be reproduced, stored and/or transmitted in whole or in part by any manner of electronic, mechanical, photocopying, recording, broadcasting or otherwise now known or herein after developed without the previous express consent by the copyright owner, except for reproduction in daily press and regular printed publications on sale to the public within 60 days of the event related to those data/results and always provided that copyright symbol appears together as follows below.

© DORNA, 2025

# WORLD CHAMPIONSHIP CLASSIFICATION

## RED BULL GRAND PRIX OF THE AMERICAS

### TISSOT SPRINT



Circuit Of The Americas

Constructor	Points	Leader	Previous	THA	ARG	AME	QAT	SPA	FRA	GBR	ARA	ITA	NED	GER	CZE	AUT	HUN	CAT	RSM	JPN	INA	AUS	MAL	POR	VAL
1 DUCATI	86			37	37	12																			
2 HONDA	28	58	58	10	16	2																			
3 KTM	25	61	3	12	10	3																			
4 APRILIA	23	63	2	17	5	1																			
5 YAMAHA	17	69	6	8	5	4																			

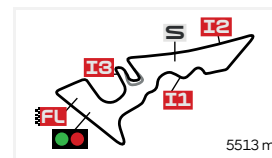
Team	Points	Leader	Previous	THA	ARG	AME	QAT	SPA	FRA	GBR	ARA	ITA	NED	GER	CZE	AUT	HUN	CAT	RSM	JPN	INA	AUS	MAL	POR	VAL
1 Ducati Lenovo Team	136			60	57	19																			
2 BK8 Gresini Racing MotoGP	70	66	66	32	29	9																			
3 Pertamina Enduro VR46 Racing Team	70	66	0	24	35	11																			
4 Red Bull KTM Factory Racing	35	101	35	14	18	3																			
5 LCR Honda	25	111	10	9	16	-																			
6 Honda HRC Castrol	22	114	3	5	15	2																			
7 Trackhouse MotoGP Team	19	117	3	17	1	1																			
8 Monster Energy Yamaha MotoGP Team	15	121	4	4	7	4																			
9 Aprilia Racing	14	122	1	10	4	-																			
10 Red Bull KTM Tech3	11	125	3	7	4	-																			
11 Prima Pramac Yamaha MotoGP	10	126	1	7	3	-																			

These data/results cannot be reproduced, stored and/or transmitted in whole or in part by any manner of electronic, mechanical, photocopying, recording, broadcasting or otherwise now known or herein after developed without the previous express consent by the copyright owner, except for reproduction in daily press and regular printed publications on sale to the public within 60 days of the event related to those data/results and always provided that copyright symbol appears together as follows below.

© DORNA, 2025











# LAP CHART

## RED BULL GRAND PRIX OF THE AMERICAS TISSOT SPRINT



Circuit Of The Americas

Pos  
Grid

1	 93	73	63	20	21	37	49	36	12	10	42	33	43	79	5	72	23	7	54	25	35	32
2	 93	73	63	20	21	49	36	37	12	10	42	33	72	79	5	23	54	43	25	7	35	32
3	 93	73	63	20	21	49	36	37	12	10	33	72	79	42	5	23	54	43	25	7	35	32
4	 93	73	63	21	20	49	36	37	12	10	33	72	79	5	23	42	54	43	25	7	35	32
5	 93	73	63	21	20	49	37	12	10	33	72	79	23	5	54	43	42	25	7	35	32	36
6	 93	73	63	21	49	20	37	10	33	12	72	79	23	54	43	5	42	25	7	35	32	
7	 93	73	63	49	21	20	37	10	33	72	79	54	23	43	5	42	25	12	7	35	32	
8	 93	73	63	49	21	20	37	10	33	79	72	54	23	43	5	42	25	7	35	32		
9	 93	73	63	49	21	20	37	10	33	79	72	54	23	43	42	5	25	7	35	32		
10	 93	73	63	49	21	20	37	10	79	72	54	33	23	43	42	5	25	7	35	32		

L  
a  
p  
s

 Winner     Lapped rider

These data/results cannot be reproduced, stored and/or transmitted in whole or in part by any manner of electronic, mechanical, photocopying, recording, broadcasting or otherwise now known or herein after developed without the previous express consent by the copyright owner, except for reproduction in daily press and regular printed publications on sale to the public within 60 days of the event related to those data/results and always provided that copyright symbol appears together as follows below.

© DORNA, 2025

Official MotoGP Timing by  TISSOT

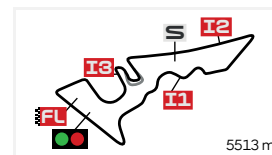
www.motogp.com

Austin, Saturday, March 29, 2025

# FASTEST LAP OF EACH RIDER

## RED BULL GRAND PRIX OF THE AMERICAS

### TISSOT SPRINT



Circuit Of The Americas

#	Rider	Nation	Team	Motorcycle	Time	Lap Total	Gap
1	93 <b>Marc MARQUEZ</b>	SPA	Ducati Lenovo Team	DUCATI	<b>2'02.129</b>	2 10	
2	73 <b>Alex MARQUEZ</b>	SPA	BK8 Gresini Racing MotoGP	DUCATI	<b>2'02.516</b>	2 10	0.387 0.387
3	63 <b>Francesco BAGNAIA</b>	ITA	Ducati Lenovo Team	DUCATI	<b>2'02.605</b>	4 10	0.476 0.089
4	36 <b>Joan MIR</b>	SPA	Honda HRC Castrol	HONDA	<b>2'02.841</b>	4 5	0.712 0.236
5	49 <b>Fabio DI GIANNANTONIO</b>	ITA	Pertamina Enduro VR46 Racing Team	DUCATI	<b>2'02.939</b>	4 10	0.810 0.098
6	21 <b>Franco MORBIDELLI</b>	ITA	Pertamina Enduro VR46 Racing Team	DUCATI	<b>2'03.135</b>	3 10	1.006 0.196
7	20 <b>Fabio QUARTARARO</b>	FRA	Monster Energy Yamaha MotoGP Tea	YAMAHA	<b>2'03.215</b>	3 10	1.086 0.080
8	54 <b>Fermin ALDEGUER</b>	SPA	BK8 Gresini Racing MotoGP	DUCATI	<b>2'03.398</b>	6 10	1.269 0.183
9	43 <b>Jack MILLER</b>	AUS	Prima Pramac Yamaha MotoGP	YAMAHA	<b>2'03.421</b>	8 10	1.292 0.023
10	12 <b>Maverick VIÑALES</b>	SPA	Red Bull KTM Tech3	KTM	<b>2'03.463</b>	4 7	1.334 0.042
11	37 <b>Pedro ACOSTA</b>	SPA	Red Bull KTM Factory Racing	KTM	<b>2'03.468</b>	4 10	1.339 0.005
12	72 <b>Marco BEZZECCHI</b>	ITA	Aprilia Racing	APRILIA	<b>2'03.538</b>	7 10	1.409 0.070
13	23 <b>Enea BASTIANINI</b>	ITA	Red Bull KTM Tech3	KTM	<b>2'03.593</b>	6 10	1.464 0.055
14	79 <b>Ai OGURA</b>	JPN	Trackhouse MotoGP Team	APRILIA	<b>2'03.609</b>	8 10	1.480 0.016
15	33 <b>Brad BINDER</b>	RSA	Red Bull KTM Factory Racing	KTM	<b>2'03.661</b>	7 10	1.532 0.052
16	42 <b>Alex RINS</b>	SPA	Monster Energy Yamaha MotoGP Tea	YAMAHA	<b>2'03.690</b>	9 10	1.561 0.029
17	10 <b>Luca MARINI</b>	ITA	Honda HRC Castrol	HONDA	<b>2'03.734</b>	4 10	1.605 0.044
18	25 <b>Raul FERNANDEZ</b>	SPA	Trackhouse MotoGP Team	APRILIA	<b>2'03.775</b>	4 10	1.646 0.041
19	5 <b>Johann ZARCO</b>	FRA	CASTROL Honda LCR	HONDA	<b>2'03.920</b>	3 10	1.791 0.145
20	7 <b>Augusto FERNANDEZ</b>	SPA	Prima Pramac Yamaha MotoGP	YAMAHA	<b>2'05.029</b>	8 10	2.900 1.109
21	35 <b>Somkiat CHANTRA</b>	THA	IDEMITSU Honda LCR	HONDA	<b>2'05.198</b>	4 10	3.069 0.169
22	32 <b>Lorenzo SAVADORI</b>	ITA	Aprilia Racing	APRILIA	<b>2'05.426</b>	7 10	3.297 0.228

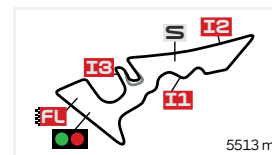
These data/results cannot be reproduced, stored and/or transmitted in whole or in part by any manner of electronic, mechanical, photocopying, recording, broadcasting or otherwise now known or herein after developed without the previous express consent by the copyright owner, except for reproduction in daily press and regular printed publications on sale to the public within 60 days of the event related to those data/results and always provided that copyright symbol appears together as follows below.

© DORNA, 2025

Official MotoGP Timing by

www.motogp.com

Austin, Saturday, March 29, 2025



Circuit Of The Americas

# EVENT BEST MAXIMUM SPEED

## RED BULL GRAND PRIX OF THE AMERICAS

### TISSOT SPRINT

#	Rider	Nation	Team	Motorcycle	Km/h	
33	<b>Brad BINDER</b>	<b>RSA</b>	Red Bull KTM Factory Racing	KTM	<b>344.7</b>	Tissot Sprint
72	<b>Marco BEZZECCHI</b>	<b>ITA</b>	Aprilia Racing	APRILIA	<b>342.4</b>	Tissot Sprint
43	<b>Jack MILLER</b>	<b>AUS</b>	Prima Pramac Yamaha MotoGP	YAMAHA	<b>341.3</b>	Tissot Sprint
93	<b>Marc MARQUEZ</b>	<b>SPA</b>	Ducati Lenovo Team	DUCATI	<b>341.3</b>	Practice
42	<b>Alex RINS</b>	<b>SPA</b>	Monster Energy Yamaha MotoGP Team	YAMAHA	<b>340.2</b>	Tissot Sprint
79	<b>Ai OGURA</b>	<b>JPN</b>	Trackhouse MotoGP Team	APRILIA	<b>340.2</b>	Tissot Sprint
23	<b>Enea BASTIANINI</b>	<b>ITA</b>	Red Bull KTM Tech3	KTM	<b>340.2</b>	Tissot Sprint
63	<b>Francesco BAGNAIA</b>	<b>ITA</b>	Ducati Lenovo Team	DUCATI	<b>340.2</b>	Free Practice Nr. 2
54	<b>Fermin ALDEGUER</b>	<b>SPA</b>	BK8 Gresini Racing MotoGP	DUCATI	<b>340.2</b>	Tissot Sprint
49	<b>Fabio DI GIANNANTONIO</b>	<b>ITA</b>	Pertamina Enduro VR46 Racing Team	DUCATI	<b>340.2</b>	Tissot Sprint
12	<b>Maverick VIÑALES</b>	<b>SPA</b>	Red Bull KTM Tech3	KTM	<b>339.1</b>	Tissot Sprint
25	<b>Raul FERNANDEZ</b>	<b>SPA</b>	Trackhouse MotoGP Team	APRILIA	<b>339.1</b>	Tissot Sprint
37	<b>Pedro ACOSTA</b>	<b>SPA</b>	Red Bull KTM Factory Racing	KTM	<b>339.1</b>	Qualifying Nr. 2
5	<b>Johann ZARCO</b>	<b>FRA</b>	CASTROL Honda LCR	HONDA	<b>339.1</b>	Tissot Sprint
10	<b>Luca MARINI</b>	<b>ITA</b>	Honda HRC Castrol	HONDA	<b>338.0</b>	Tissot Sprint
35	<b>Somkiat CHANTRA</b>	<b>THA</b>	IDEMITSU Honda LCR	HONDA	<b>338.0</b>	Tissot Sprint
32	<b>Lorenzo SAVADORI</b>	<b>ITA</b>	Aprilia Racing	APRILIA	<b>338.0</b>	Tissot Sprint
21	<b>Franco MORBIDELLI</b>	<b>ITA</b>	Pertamina Enduro VR46 Racing Team	DUCATI	<b>338.0</b>	Tissot Sprint
73	<b>Alex MARQUEZ</b>	<b>SPA</b>	BK8 Gresini Racing MotoGP	DUCATI	<b>336.9</b>	Free Practice Nr. 2
20	<b>Fabio QUARTARARO</b>	<b>FRA</b>	Monster Energy Yamaha MotoGP Team	YAMAHA	<b>334.8</b>	Tissot Sprint
36	<b>Joan MIR</b>	<b>SPA</b>	Honda HRC Castrol	HONDA	<b>334.8</b>	Practice
7	<b>Augusto FERNANDEZ</b>	<b>SPA</b>	Prima Pramac Yamaha MotoGP	YAMAHA	<b>332.7</b>	Practice

These data/results cannot be reproduced, stored and/or transmitted in whole or in part by any manner of electronic, mechanical, photocopying, recording, broadcasting or otherwise now known or herein after developed without the previous express consent by the copyright owner, except for reproduction in daily press and regular printed publications on sale to the public within 60 days of the event related to those data/results and always provided that copyright symbol appears together as follows below.

© DORNA, 2025

Official MotoGP Timing by

www.motogp.com

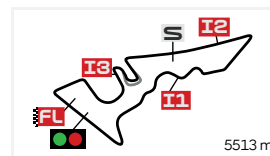
Austin, Saturday, March 29, 2025



# CHRONOLOGICAL ANALYSIS OF PERFORMANCES

## RED BULL GRAND PRIX OF THE AMERICAS

### TISSOT SPRINT



Circuit Of The Americas

\* Lap / Sector time cancelled  
 P Crossing the finish line in pit lane  
 \*\* Tyre data subject to further updates

**T1** Time from finish line to 1st intermediate  
**T2** Time from 1st intermed. to 2nd intermed.

**T3** Time from 2nd intermed. to 3rd intermed.  
**T4** Time from 3rd intermediate to finish line

Lap	Lap Time	T1	T2	T3	T4	Speed	Lap	Lap Time	T1	T2	T3	T4	Speed
<b>1st</b>	<b>93</b>	<b>Marc MARQUEZ</b>		DUCATI		SPA	7	<b>2'02.914</b>	34.685	29.882	30.190	28.157	335.9
		Ducati Lenovo Team					8	<b>2'02.862</b>	34.691	29.843	30.274	28.054	334.8
		Runs=1	Total laps=10	Full laps=9	Valid laps=9		9	<b>2'02.792</b>	34.686	29.754	30.176	28.176	334.8
Run #	1	Front Tyre	Slick-Medium	Rear Tyre	Slick-Soft		10	Lap Time	T1	T2	T3	T4	Speed
		New Tyre		New Tyre									
1	2'04.679	35.467	30.102	30.332	28.778	333.7							
2	2'02.129	34.407	29.614	30.062	28.046	333.7							
3	2'02.634	34.633	29.813	30.107	28.081	331.6							
4	2'02.438	34.521	29.752	30.093	28.072	333.7							
5	2'03.287	34.497	29.829	30.732	28.229	332.7							
6	2'02.787	34.746	29.812	30.061	28.168	335.9							
7	2'02.640	34.585	29.789	30.055	28.211	335.9							
8	2'02.549	34.478	29.718	30.192	28.161	333.7							
9	2'03.304	34.709	29.886	30.339	28.370	333.7							
10	2'03.062	34.719	29.803	30.189	28.351	334.8							
<b>4th</b>	<b>49</b>	<b>Fabio DI GIANNANTONIO</b>		DUCATI		ITA	7	<b>2'02.914</b>	34.685	29.882	30.190	28.157	335.9
		Pertamina Enduro VR46 Racing Team					8	<b>2'02.862</b>	34.691	29.843	30.274	28.054	334.8
		Runs=1	Total laps=10	Full laps=9	Valid laps=9		9	<b>2'02.792</b>	34.686	29.754	30.176	28.176	334.8
Run #	1	Front Tyre	Slick-Medium	Rear Tyre	Slick-Soft		10	Lap Time	T1	T2	T3	T4	Speed
		New Tyre		New Tyre									
1	2'05.906	36.757	30.137	30.708	28.304	334.8							
2	2'04.156	35.353	29.836	30.831	28.136	339.1							
3	2'02.987	34.552	30.013	30.247	28.175	335.9							
4	2'02.939	34.476	29.906	30.265	28.292	340.2							
5	2'03.570	34.804	30.016	30.471	28.279	339.1							
6	2'03.746	34.771	30.171	30.389	28.415	338.0							
7	2'04.691	34.822	30.550	30.902	28.417	334.8							
8	2'03.351	34.808	29.898	30.305	28.340	333.7							
9	2'03.472	34.817	29.958	30.278	28.419	333.7							
10	2'03.227	34.717	29.860	30.194	28.456	334.8							
<b>5th</b>	<b>21</b>	<b>Franco MORBIDELLI</b>		DUCATI		ITA	7	<b>2'02.914</b>	34.685	29.882	30.190	28.157	335.9
		Pertamina Enduro VR46 Racing Team					8	<b>2'02.862</b>	34.691	29.843	30.274	28.054	334.8
		Runs=1	Total laps=10	Full laps=9	Valid laps=9		9	<b>2'02.792</b>	34.686	29.754	30.176	28.176	334.8
Run #	1	Front Tyre	Slick-Medium	Rear Tyre	Slick-Soft		10	Lap Time	T1	T2	T3	T4	Speed
		New Tyre		New Tyre									
1	2'05.682	36.055	30.771	30.621	28.235	334.8							
2	2'03.414	35.163	29.961	30.191	28.099	335.9							
3	2'03.135	34.705	29.931	30.324	28.175	338.0							
4	2'03.135	34.715	29.992	30.205	28.223	338.0							
5	2'03.737	34.856	30.104	30.434	28.343	332.7							
6	2'03.934	34.793	30.257	30.374	28.510	332.7							
7	2'05.299	34.940	31.163	30.849	28.347	331.6							
8	2'03.301	34.755	29.958	30.286	28.302	334.8							
9	2'03.975	34.724	30.092	30.880	28.279	334.8							
10	2'03.582	34.639	30.107	30.395	28.441	333.7							
<b>6th</b>	<b>20</b>	<b>Fabio QUARTARARO</b>		YAMAHA		FRA	7	<b>2'02.914</b>	34.685	29.882	30.190	28.157	335.9
		Monster Energy Yamaha MotoGP Team					8	<b>2'02.862</b>	34.691	29.843	30.274	28.054	334.8
		Runs=1	Total laps=10	Full laps=9	Valid laps=9		9	<b>2'02.792</b>	34.686	29.754	30.176	28.176	334.8
Run #	1	Front Tyre	Slick-Medium	Rear Tyre	Slick-Soft		10	Lap Time	T1	T2	T3	T4	Speed
		New Tyre		New Tyre									
1	2'05.176	36.458	30.302	30.132	28.284	334.8							

<b>Fastest Lap:</b>	Marc MARQUEZ	SPA	Ducati Lenovo Team	<b>2'02.129</b>	34.407	29.614	30.062	28.046
---------------------	--------------	-----	--------------------	-----------------	--------	--------	--------	--------

These data/results cannot be reproduced, stored and/or transmitted in whole or in part by any manner of electronic, mechanical, photocopying, recording, broadcasting or otherwise now known or herein after developed without the previous express consent by the copyright owner, except for reproduction in daily press and regular printed publications on sale to the public within 60 days of the event related to those data/results and always provided that copyright symbol appears together as follows below.

© DORNA, 2025

Official MotoGP Timing by

www.motogp.com

Austin, Saturday, March 29, 2025

Lap	Lap Time	T1	T2	T3	T4	Speed
2	<b>2'03.414</b>	34.905	29.888	30.454	28.167	331.6
3	<b>2'03.215</b>	34.918	29.964	30.187	<b>28.146</b>	328.5
4	<b>2'03.876</b>	<b>34.807</b>	<b>29.846</b>	30.729	28.494	328.5
5	<b>2'03.619</b>	34.916	30.024	30.440	28.239	328.5
6	<b>2'04.270</b>	34.994	30.512	30.407	28.357	331.6
7	<b>2'04.889</b>	34.951	30.529	30.765	28.644	328.5
8	<b>2'04.343</b>	35.154	30.087	30.463	28.639	328.5
9	<b>2'03.484</b>	34.915	30.088	30.238	28.243	327.5
10	<b>2'03.899</b>	35.000	30.084	30.397	28.418	328.5

**7th 37** **Pedro ACOSTA** KTM SPA  
Red Bull KTM Factory Racing

Runs=1 Total laps=10 Full laps=9 Valid laps=9

Run #	1	Front Tyre	Slick-Medium	Rear Tyre	Slick-Soft	
			New Tyre			New Tyre
1	2'05.884	36.198	30.485	30.525	28.676	334.8
2	<b>2'04.848</b>	35.542	30.387	30.713	<b>28.206</b>	333.7
3	<b>2'03.764</b>	34.993	30.015	30.495	28.261	336.9
4	<b>2'03.468</b>	<b>34.773</b>	29.941	30.411	28.343	<b>338.0</b>
5	<b>2'04.518</b>	34.837	30.240	30.966	28.475	331.6
6	<b>2'03.798</b>	34.993	30.164	<b>30.395</b>	28.246	335.9
7	<b>2'03.630</b>	34.840	30.171	<b>30.358</b>	28.261	335.9
8	<b>2'03.952</b>	35.084	<b>29.996</b>	30.501	28.371	336.9
9	<b>2'03.708</b>	34.891	<b>29.931</b>	30.472	28.414	334.8
10	<b>2'03.988</b>	34.926	30.294	30.378	28.390	333.7

**8th 10** **Luca MARINI** HONDA ITA  
Honda HRC Castrol

Runs=1 Total laps=10 Full laps=9 Valid laps=9

Run #	1	Front Tyre	Slick-Medium	Rear Tyre	Slick-Soft	
			New Tyre			New Tyre
1	2'06.421	36.900	30.816	30.529	28.176	333.7
2	<b>2'04.603</b>	35.405	30.235	30.872	<b>28.091</b>	<b>338.0</b>
3	<b>2'03.859</b>	35.001	30.020	30.707	28.131	336.9
4	<b>2'03.734</b>	34.940	30.087	<b>30.435</b>	28.272	329.6
5	<b>2'04.179</b>	<b>34.799</b>	30.008	30.955	28.417	331.6
6	<b>2'04.244</b>	35.260	30.098	30.463	28.423	330.6
7	<b>2'03.823</b>	34.831	30.106	30.518	28.368	329.6
8	<b>2'03.900</b>	34.996	<b>30.018</b>	30.462	28.424	327.5
9	<b>2'03.738</b>	34.853	<b>29.978</b>	30.579	28.328	328.5
10	<b>2'04.596</b>	35.055	30.366	30.667	28.508	327.5

**9th 79** **Ai OGURA** APRILIA JPN  
Trackhouse MotoGP Team

Runs=1 Total laps=10 Full laps=9 Valid laps=9

Run #	1	Front Tyre	Slick-Medium	Rear Tyre	Slick-Soft	
			New Tyre			New Tyre
1	2'07.679	37.579	30.850	30.782	28.468	338.0
2	<b>2'04.699</b>	35.400	30.200	30.709	28.390	335.9
3	<b>2'03.933</b>	34.896	30.169	30.496	28.372	<b>340.2</b>
4	<b>2'03.737</b>	34.843	30.123	30.449	28.322	339.1
5	<b>2'03.849</b>	34.885	30.153	30.502	28.309	335.9
6	<b>2'04.364</b>	35.010	30.383	30.542	28.429	338.0
7	<b>2'03.884</b>	35.136	30.167	30.331	<b>28.250</b>	333.7
8	<b>2'03.609</b>	<b>34.752</b>	30.143	30.460	28.254	335.9
9	<b>2'03.851</b>	35.064	30.087	30.371	28.329	338.0

Lap	Lap Time	T1	T2	T3	T4	Speed
10	<b>2'03.656</b>	35.021	<b>30.034</b>	<b>30.265</b>	28.336	332.7

**10th 72** **Marco BEZZECCHI** APRILIA ITA  
Aprilia Racing

Runs=1 Total laps=10 Full laps=9 Valid laps=9

Run #	1	Front Tyre	Slick-Medium	Rear Tyre	Slick-Soft	
			New Tyre			New Tyre
1	2'08.046	37.460	30.926	31.296	28.364	341.3
2	<b>2'03.995</b>	35.257	30.122	30.400	28.216	340.2
3	<b>2'03.565</b>	<b>34.812</b>	30.154	<b>30.329</b>	28.270	341.3
4	<b>2'03.883</b>	35.056	30.081	30.438	28.308	339.1
5	<b>2'03.904</b>	34.879	30.277	30.554	28.194	333.7
6	<b>2'04.408</b>	35.100	30.435	30.465	28.408	340.2
7	<b>2'03.538</b>	34.945	<b>29.886</b>	30.462	28.245	334.8
8	<b>2'04.823</b>	34.831	30.099	31.758	<b>28.135</b>	334.8
9	<b>2'03.712</b>	34.836	30.069	30.492	28.315	<b>342.4</b>
10	<b>2'04.219</b>	34.977	30.005	30.920	28.317	336.9

**11th 54** **Fermin ALDEGUER** DUCATI SPA  
BK8 Gresini Racing MotoGP

Runs=1 Total laps=10 Full laps=9 Valid laps=9

Run #	1	Front Tyre	Slick-Medium	Rear Tyre	Slick-Soft	
			New Tyre			New Tyre
1	2'09.444	38.369	30.854	31.490	28.731	<b>340.2</b>
2	<b>2'04.632</b>	34.968	30.512	30.787	28.365	330.6
3	<b>2'03.706</b>	34.867	30.066	30.456	28.317	332.7
4	<b>2'03.861</b>	34.961	30.052	30.507	28.341	330.6
5	<b>2'03.981</b>	34.815	30.175	30.674	28.317	330.6
6	<b>2'03.398</b>	34.818	29.985	<b>30.380</b>	<b>28.215</b>	331.6
7	<b>2'04.081</b>	34.773	30.143	30.786	28.379	328.5
8	<b>2'03.986</b>	<b>34.681</b>	29.983	30.834	28.488	328.5
9	<b>2'03.575</b>	34.824	<b>29.955</b>	30.526	28.270	326.5
10	<b>2'03.599</b>	34.725	30.048	30.551	28.275	332.7

**12th 33** **Brad BINDER** KTM RSA  
Red Bull KTM Factory Racing

Runs=1 Total laps=10 Full laps=9 Valid laps=9

Run #	1	Front Tyre	Slick-Medium	Rear Tyre	Slick-Soft	
			New Tyre			New Tyre
1	2'06.999	37.380	30.523	30.804	28.292	<b>344.7</b>
2	<b>2'04.564</b>	<b>35.212</b>	30.135	30.979	28.238	340.2
3	<b>2'03.720</b>	<b>34.855</b>	30.094	30.586	<b>28.185</b>	338.0
4	<b>2'03.798</b>	35.183	30.032	<b>30.286</b>	28.297	338.0
5	<b>2'03.823</b>	34.937	29.973	30.599	28.314	339.1
6	<b>2'04.451</b>	35.345	30.110	30.539	28.457	342.4
7	<b>2'03.661</b>	34.890	30.029	30.424	28.318	339.1
8	<b>2'04.582</b>	34.988	30.324	30.757	28.513	333.7
9	<b>2'03.896</b>	35.068	<b>29.943</b>	30.486	28.399	335.9
10	<b>2'04.923</b>	35.003	30.420	31.016	28.484	342.4

**13th 23** **Enea BASTIANINI** KTM ITA  
Red Bull KTM Tech3

Runs=1 Total laps=10 Full laps=9 Valid laps=9

Run #	1	Front Tyre	Slick-Medium	Rear Tyre	Slick-Soft	
			New Tyre			New Tyre
1	2'08.341	38.172	31.020	30.726	28.423	336.9

**Fastest Lap:** Marc MARQUEZ SPA Ducati Lenovo Team **2'02.129** 34.407 29.614 30.062 28.046

These data/results cannot be reproduced, stored and/or transmitted in whole or in part by any manner of electronic, mechanical, photocopying, recording, broadcasting or otherwise now known or herein after developed without the previous express consent by the copyright owner, except for reproduction in daily press and regular printed publications on sale to the public within 60 days of the event related to those data/results and always provided that copyright symbol appears together as follows below.

© DORNA, 2025

Official MotoGP Timing by  TISSOT

www.motogp.com

Austin, Saturday, March 29, 2025

Lap	Lap Time	T1	T2	T3	T4	Speed
2	2'05.191	35.271	30.733	30.895	28.292	335.9
3	2'03.820	35.046	30.021	30.388	28.365	333.7
4	2'03.687	34.846	30.038	30.501	28.302	335.9
5	2'04.222	34.847	30.080	30.803	28.492	335.9
6	2'03.593	34.861	29.989	30.393	28.350	336.9
7	2'04.378	34.814	30.349	30.473	28.742	334.8
8	2'03.986	34.908	29.946	30.606	28.526	340.2
9	2'04.077	34.877	30.160	30.550	28.490	334.8
10	2'04.223	34.785	30.448	30.608	28.382	334.8

14th	43	Jack MILLER	YAMAHA	AUS
Prima Pramac Yamaha MotoGP				
Runs=1		Total laps=10		Full laps=9 Valid laps=9

Run #	1	Front Tyre	Slick-Medium	Rear Tyre	Slick-Soft	
New Tyre			New Tyre			
1	2'07.662	37.837	30.781	30.719	28.325	341.3
2	2'06.565	35.198	29.930	33.044	28.393	335.9
3	2'03.728	34.934	30.114	30.416	28.264	331.6
4	2'03.869	35.042	30.038	30.555	28.234	332.7
5	2'03.951	34.952	30.359	30.391	28.249	335.9
6	2'04.260	35.082	30.503	30.405	28.270	332.7
7	2'04.413	35.443	30.098	30.576	28.296	331.6
8	2'03.421	34.683	30.071	30.382	28.285	329.6
9	2'03.646	34.722	29.966	30.513	28.445	334.8
10	2'04.176	34.841	30.310	30.626	28.399	333.7

15th	42	Alex RINS	YAMAHA	SPA
Monster Energy Yamaha MotoGP Team				
Runs=1		Total laps=10		Full laps=9 Valid laps=9

Run #	1	Front Tyre	Slick-Medium	Rear Tyre	Slick-Soft	
New Tyre			New Tyre			
1	2'06.779	37.228	30.532	30.736	28.283	334.8
2	2'04.657	35.166	30.317	30.866	28.308	340.2
3	2'05.281	35.150	30.254	31.179	28.698	333.7
4	2'04.790	34.843	30.153	31.332	28.462	333.7
5	2'04.671	34.925	30.613	30.832	28.301	334.8
6	2'04.577	35.240	30.194	30.768	28.375	339.1
7	2'04.309	35.103	30.257	30.661	28.288	340.2
8	2'04.152	35.119	30.064	30.619	28.350	332.7
9	2'03.690	34.890	29.981	30.583	28.236	328.5
10	2'04.784	35.040	30.807	30.611	28.326	327.5

16th	5	Johann ZARCO	HONDA	FRA
CASTROL Honda LCR				
Runs=1		Total laps=10		Full laps=9 Valid laps=9

Run #	1	Front Tyre	Slick-Medium	Rear Tyre	Slick-Medium	
New Tyre			New Tyre			
1	2'07.842	37.703	31.013	30.804	28.322	339.1
2	2'05.161	36.026	30.398	30.628	28.109	332.7
3	2'03.920	35.005	30.139	30.400	28.376	332.7
4	2'03.963	34.994	30.206	30.430	28.333	332.7
5	2'04.588	35.276	30.315	30.498	28.499	329.6
6	2'05.096	35.258	30.672	30.677	28.489	333.7
7	2'04.424	35.166	30.258	30.564	28.436	333.7
8	2'03.920	35.020	29.971	30.602	28.327	331.6
9	2'05.007	34.972	30.523	30.818	28.694	329.6

Lap	Lap Time	T1	T2	T3	T4	Speed
10	2'04.213	34.992	30.085	30.600	28.536	331.6

17th	25	Raul FERNANDEZ	APRILIA	SPA
Trackhouse MotoGP Team				
Runs=1		Total laps=10		Full laps=9 Valid laps=9

Run #	1	Front Tyre	Slick-Medium	Rear Tyre	Slick-Soft	
New Tyre			New Tyre			
1	2'09.718	38.497	31.013	31.093	29.115	339.1
2	2'05.526	35.381	30.244	31.062	28.839	335.9
3	2'04.791	34.975	29.975	31.391	28.450	332.7
4	2'03.775	34.914	30.114	30.422	28.325	331.6
5	2'05.056	34.972	30.073	31.566	28.445	331.6
6	2'03.908	34.833	30.117	30.495	28.463	333.7
7	2'03.804	34.782	30.092	30.541	28.389	332.7
8	2'04.501	34.692	29.884	30.680	29.245	331.6
9	2'03.832	34.778	30.081	30.558	28.415	330.6
10	2'06.264	35.575	30.753	30.901	29.035	330.6

18th	7	Augusto FERNANDEZ	YAMAHA	SPA
Prima Pramac Yamaha MotoGP				
Runs=1		Total laps=10		Full laps=9 Valid laps=9

Run #	1	Front Tyre	Slick-Medium	Rear Tyre	Slick-Soft	
New Tyre			New Tyre			
1	2'08.849	38.100	31.102	31.050	28.597	331.6
2	2'06.474	35.557	30.685	31.217	29.015	330.6
3	2'05.243	35.258	30.471	30.939	28.575	323.5
4	2'05.387	35.355	30.442	30.836	28.754	327.5
5	2'05.496	35.450	30.502	30.822	28.722	325.5
6	2'05.309	35.202	30.506	30.761	28.840	326.5
7	2'05.390	35.467	30.453	30.640	28.830	326.5
8	2'05.029	35.065	30.471	30.643	28.850	324.5
9	2'06.008	35.560	30.775	30.765	28.908	323.5
10	2'05.385	35.433	30.440	30.679	28.833	324.5

19th	35	Somkiat CHANTRA	HONDA	THA
IDEMITSU Honda LCR				
Runs=1		Total laps=10		Full laps=9 Valid laps=9

Run #	1	Front Tyre	Slick-Medium	Rear Tyre	Slick-Soft	
New Tyre			New Tyre			
1	2'09.948	38.726	31.330	31.083	28.809	338.0
2	2'05.870	35.599	30.583	30.974	28.714	330.6
3	2'05.533	35.560	30.368	30.857	28.748	329.6
4	2'05.198	35.415	30.363	30.796	28.624	330.6
5	2'05.878	35.399	30.631	31.053	28.795	327.5
6	2'05.637	35.533	30.807	30.641	28.656	330.6
7	2'05.629	35.325	30.471	30.769	29.064	329.6
8	2'06.008	35.629	30.661	30.835	28.883	327.5
9	2'06.272	35.664	30.825	30.793	28.990	326.5
10	2'07.158	36.032	31.116	31.080	28.930	326.5

20th	32	Lorenzo SAVADORI	APRILIA	ITA
Aprilia Racing				
Runs=1		Total laps=10		Full laps=9 Valid laps=9

Run #	1	Front Tyre	Slick-Medium	Rear Tyre	Slick-Soft	
New Tyre			New Tyre			
1	2'10.209	38.382	31.507	31.520	28.800	338.0

<b>Fastest Lap:</b>	Marc MARQUEZ	SPA	Ducati Lenovo Team	2'02.129	34.407	29.614	30.062	28.046
---------------------	--------------	-----	--------------------	----------	--------	--------	--------	--------

These data/results cannot be reproduced, stored and/or transmitted in whole or in part by any manner of electronic, mechanical, photocopying, recording, broadcasting or otherwise now known or herein after developed without the previous express consent by the copyright owner, except for reproduction in daily press and regular printed publications on sale to the public within 60 days of the event related to those data/results and always provided that copyright symbol appears together as follows below.

© DORNA, 2025

Official MotoGP Timing by  TISSOT

www.motogp.com

Austin, Saturday, March 29, 2025

Page 3 of 4

Lap	Lap Time	T1	T2	T3	T4	Speed	Lap	Lap Time	T1	T2	T3	T4	Speed
2	<b>2'06.390</b>	35.579	30.651	31.420	28.740	334.8							
3	<b>2'05.524</b>	35.301	30.427	30.965	28.831	330.6							
4	<b>2'05.459</b>	35.414	30.371	30.976	28.698	329.6							
5	<b>2'05.478</b>	35.172	30.430	31.173	28.703	328.5							
6	<b>2'05.872</b>	35.377	30.686	31.038	28.771	332.7							
7	<b>2'05.426</b>	35.133	30.532	31.069	28.692	329.6							
8	<b>2'05.689</b>	35.434	30.526	30.941	28.788	329.6							
9	<b>2'07.149</b>	35.545	30.837	31.128	29.639	327.5							
10	<b>2'07.302</b>	36.051	30.955	31.320	28.976	325.5							

**21st** **12** **Maverick VIÑALES** KTM SPA  
Red Bull KTM Tech3

Runs=1 Total laps=7 Full laps=5 Valid laps=5

Run #	1	Front Tyre	Slick-Medium	Rear Tyre	Slick-Soft	
		New Tyre		New Tyre		
1	2'06.268	37.134	30.522	30.463	28.149	336.9
2	<b>2'04.635</b>	35.378	30.315	30.804	28.138	336.9
3	<b>2'03.672</b>	34.936	30.066	30.515	28.155	338.0
4	<b>2'03.463</b>	34.831	29.992	30.446	28.194	339.1
5	<b>2'04.758</b>	34.850	30.081	31.249	28.578	329.6
6	<b>2'04.719</b>	35.539	30.361	30.574	28.245	336.9
7	2'14.452 P	36.169	31.019	34.539	32.725	338.0

**22nd** **36** **Joan MIR** HONDA SPA  
Honda HRC Castrol

Runs=1 Total laps=5 Full laps=3 Valid laps=3

Run #	1	Front Tyre	Slick-Medium	Rear Tyre	Slick-Soft	
		New Tyre		New Tyre		
1	2'06.017	36.904	30.457	30.430	28.226	333.7
2	<b>2'04.582</b>	35.481	30.226	30.646	28.229	328.5
3	<b>2'03.165</b>	34.872	29.956	30.205	28.132	330.6
4	<b>2'02.841</b>	34.606	29.963	30.104	28.168	330.6
5	3'13.398 P	34.680	30.071	1'09.645	59.002	331.6

**Fastest Lap:** Marc MARQUEZ SPA Ducati Lenovo Team **2'02.129** 34.407 29.614 30.062 28.046

These data/results cannot be reproduced, stored and/or transmitted in whole or in part by any manner of electronic, mechanical, photocopying, recording, broadcasting or otherwise now known or herein after developed without the previous express consent by the copyright owner, except for reproduction in daily press and regular printed publications on sale to the public within 60 days of the event related to those data/results and always provided that copyright symbol appears together as follows below.

© DORNA, 2025

Official MotoGP Timing by  TISSOT

www.motogp.com

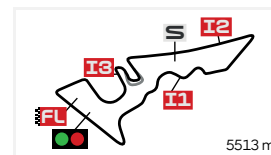
Austin, Saturday, March 29, 2025

Page 4 of 4

# ANALYSIS BY LAP

## RED BULL GRAND PRIX OF THE AMERICAS

### TISSOT SPRINT



Circuit Of The Americas

Num	Lap Time	Gap												
<b>Lap 1</b>			<b>25</b>	2'05.526	8.436	<b>23</b>	2'03.687	9.159	<b>72</b>	2'04.408	9.847	<b>33</b>	2'04.582	12.455
<b>93</b>	2'04.679		<b>7</b>	2'06.474	8.515	<b>42</b>	2'04.790	9.627	<b>79</b>	2'04.364	10.307	<b>79</b>	2'03.609	12.611
<b>73</b>	2'04.870	0.191	<b>35</b>	2'05.870	9.010	<b>54</b>	2'03.861	9.763	<b>23</b>	2'03.593	10.900	<b>72</b>	2'04.823	13.019
<b>63</b>	2'05.008	0.329	<b>32</b>	2'06.390	9.791	<b>43</b>	2'03.869	9.944	<b>54</b>	2'03.398	11.068	<b>54</b>	2'03.986	13.946
<b>20</b>	2'05.176	0.497	<b>Lap 3</b>			<b>25</b>	2'03.775	11.930	<b>43</b>	2'04.260	12.081	<b>23</b>	2'03.986	14.075
<b>21</b>	2'05.682	1.003	<b>93</b>	2'02.634		<b>7</b>	2'05.387	14.073	<b>5</b>	2'05.096	12.616	<b>43</b>	2'03.421	14.726
<b>37</b>	2'05.884	1.205	<b>73</b>	2'02.676	0.620	<b>35</b>	2'05.198	14.669	<b>42</b>	2'04.577	12.801	<b>5</b>	2'03.920	15.771
<b>49</b>	2'05.906	1.227	<b>63</b>	2'03.154	2.085	<b>32</b>	2'05.459	15.702	<b>25</b>	2'03.908	14.820	<b>42</b>	2'04.152	16.073
<b>36</b>	2'06.017	1.338	<b>20</b>	2'03.215	2.363	<b>Lap 5</b>			<b>7</b>	2'05.309	18.804	<b>25</b>	2'04.501	17.936
<b>12</b>	2'06.268	1.589	<b>21</b>	2'03.135	2.789	<b>93</b>	2'03.287		<b>35</b>	2'05.637	20.110	<b>7</b>	2'05.029	24.034
<b>10</b>	2'06.421	1.742	<b>49</b>	2'02.987	3.607	<b>73</b>	2'02.889	0.438	<b>32</b>	2'05.872	20.978	<b>35</b>	2'06.008	26.558
<b>42</b>	2'06.779	2.100	<b>36</b>	2'03.165	4.322	<b>63</b>	2'03.070	2.035	<b>Lap 7</b>			<b>32</b>	2'05.689	26.904
<b>33</b>	2'06.999	2.320	<b>37</b>	2'03.764	5.054	<b>21</b>	2'03.737	3.936	<b>93</b>	2'02.640		<b>Lap 9</b>		
<b>43</b>	2'07.662	2.983	<b>12</b>	2'03.672	5.133	<b>20</b>	2'03.619	4.133	<b>73</b>	2'02.820	0.854	<b>93</b>	2'03.304	
<b>79</b>	2'07.679	3.000	<b>10</b>	2'03.859	5.441	<b>49</b>	2'03.570	4.391	<b>63</b>	2'02.914	2.267	<b>73</b>	2'02.571	0.721
<b>5</b>	2'07.842	3.163	<b>33</b>	2'03.720	5.841	<b>37</b>	2'04.518	7.315	<b>49</b>	2'04.691	7.401	<b>63</b>	2'02.792	2.068
<b>72</b>	2'08.046	3.367	<b>72</b>	2'03.565	6.164	<b>12</b>	2'04.758	7.629	<b>21</b>	2'05.299	7.742	<b>49</b>	2'03.472	8.371
<b>23</b>	2'08.341	3.662	<b>79</b>	2'03.933	6.869	<b>10</b>	2'04.179	7.629	<b>20</b>	2'04.889	7.865	<b>21</b>	2'03.975	9.165
<b>7</b>	2'08.849	4.170	<b>42</b>	2'05.281	7.275	<b>33</b>	2'03.823	7.737	<b>37</b>	2'03.630	9.316	<b>20</b>	2'03.484	9.839
<b>54</b>	2'09.444	4.765	<b>5</b>	2'03.920	7.481	<b>72</b>	2'03.904	8.226	<b>10</b>	2'03.823	10.269	<b>37</b>	2'03.708	11.123
<b>25</b>	2'09.718	5.039	<b>23</b>	2'03.820	7.910	<b>79</b>	2'03.849	8.730	<b>33</b>	2'03.661	10.422	<b>10</b>	2'03.738	12.054
<b>35</b>	2'09.948	5.269	<b>54</b>	2'03.706	8.340	<b>23</b>	2'04.222	10.094	<b>72</b>	2'03.538	10.745	<b>33</b>	2'03.896	13.047
<b>32</b>	2'10.209	5.530	<b>43</b>	2'03.728	8.513	<b>5</b>	2'04.588	10.307	<b>79</b>	2'03.884	11.551	<b>79</b>	2'03.851	13.158
<b>Lap 2</b>			<b>25</b>	2'04.791	10.593	<b>54</b>	2'03.981	10.457	<b>54</b>	2'04.081	12.509	<b>72</b>	2'03.712	13.427
<b>93</b>	2'02.129		<b>7</b>	2'05.243	11.124	<b>43</b>	2'03.951	10.608	<b>23</b>	2'04.378	12.638	<b>54</b>	2'03.575	14.217
<b>73</b>	2'02.516	0.578	<b>35</b>	2'05.533	11.909	<b>42</b>	2'04.671	11.011	<b>43</b>	2'04.413	13.854	<b>23</b>	2'04.077	14.848
<b>63</b>	2'03.365	1.565	<b>32</b>	2'05.524	12.681	<b>25</b>	2'05.056	13.699	<b>5</b>	2'04.424	14.400	<b>43</b>	2'03.646	15.068
<b>20</b>	2'03.414	1.782	<b>Lap 4</b>			<b>7</b>	2'05.496	16.282	<b>42</b>	2'04.309	14.470	<b>42</b>	2'03.690	16.459
<b>21</b>	2'03.414	2.288	<b>93</b>	2'02.438		<b>35</b>	2'05.878	17.260	<b>25</b>	2'03.804	15.984	<b>5</b>	2'05.007	17.474
<b>49</b>	2'04.156	3.254	<b>73</b>	2'02.654	0.836	<b>32</b>	2'05.478	17.893	<b>12</b>	2'14.452	21.373	<b>25</b>	2'03.832	18.464
<b>36</b>	2'04.582	3.791	<b>63</b>	2'02.605	2.252	<b>36</b>	3'13.398	1'14.836	<b>7</b>	2'05.390	21.554	<b>7</b>	2'06.008	26.738
<b>37</b>	2'04.848	3.924	<b>21</b>	2'03.135	3.486	<b>Lap 6</b>			<b>35</b>	2'05.629	23.099	<b>35</b>	2'06.272	29.526
<b>12</b>	2'04.635	4.095	<b>20</b>	2'03.876	3.801	<b>93</b>	2'02.787		<b>32</b>	2'05.426	23.764	<b>32</b>	2'07.149	30.749
<b>10</b>	2'04.603	4.216	<b>49</b>	2'02.939	4.108	<b>73</b>	2'03.023	0.674	<b>Lap 8</b>			<b>Lap 10</b>		
<b>42</b>	2'04.657	4.628	<b>36</b>	2'02.841	4.725	<b>63</b>	2'02.745	1.993	<b>93</b>	2'02.549		<b>93</b>	2'03.062	
<b>33</b>	2'04.564	4.755	<b>37</b>	2'03.468	6.084	<b>21</b>	2'03.934	5.083	<b>73</b>	2'03.149	1.454	<b>73</b>	2'03.136	0.795
<b>72</b>	2'03.995	5.233	<b>12</b>	2'03.463	6.158	<b>49</b>	2'03.746	5.350	<b>63</b>	2'02.862	2.580	<b>63</b>	2'02.912	1.918
<b>79</b>	2'04.699	5.570	<b>10</b>	2'03.734	6.737	<b>20</b>	2'04.270	5.616	<b>49</b>	2'03.351	8.203	<b>49</b>	2'03.227	8.536
<b>5</b>	2'05.161	6.195	<b>33</b>	2'03.798	7.201	<b>37</b>	2'03.798	8.326	<b>21</b>	2'03.301	8.494	<b>21</b>	2'03.582	9.685
<b>23</b>	2'05.191	6.724	<b>72</b>	2'03.883	7.609	<b>10</b>	2'04.244	9.086	<b>20</b>	2'04.343	9.659	<b>20</b>	2'03.899	10.676
<b>54</b>	2'04.632	7.268	<b>79</b>	2'03.737	8.168	<b>33</b>	2'04.451	9.401	<b>37</b>	2'03.952	10.719	<b>37</b>	2'03.988	12.049
<b>43</b>	2'06.565	7.419	<b>5</b>	2'03.963	9.006	<b>12</b>	2'04.719	9.561	<b>10</b>	2'03.900	11.620	<b>10</b>	2'04.596	13.588

Lapped rider

These data/results cannot be reproduced, stored and/or transmitted in whole or in part by any manner of electronic, mechanical, photocopying, recording, broadcasting or otherwise now known or herein after developed without the previous express consent by the copyright owner, except for reproduction in daily press and regular printed publications on sale to the public within 60 days of the event related to those data/results and always provided that copyright symbol appears together as follows below.

© DORNA, 2025

Official MotoGP Timing by

www.motogp.com

Austin, Saturday, March 29, 2025

Num	Lap Time	Gap
79	2'03.656	13.752
72	2'04.219	14.584
54	2'03.599	14.754
33	2'04.923	14.908
23	2'04.223	16.009
43	2'04.176	16.182
42	2'04.784	18.181
5	2'04.213	18.625
25	2'06.264	21.666
7	2'05.385	29.061
35	2'07.158	33.622
32	2'07.302	34.989

Lapped rider

These data/results cannot be reproduced, stored and/or transmitted in whole or in part by any manner of electronic, mechanical, photocopying, recording, broadcasting or otherwise now known or herein after developed without the previous express consent by the copyright owner, except for reproduction in daily press and regular printed publications on sale to the public within 60 days of the event related to those data/results and always provided that copyright symbol appears together as follows below.

© DORNA, 2025

Official MotoGP Timing by  TISSOT

[www.motogp.com](http://www.motogp.com)

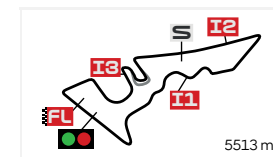
Austin, Saturday, March 29, 2025

Page 2 of 2

# 2025 ROOKIE OF THE YEAR CLASSIFICATION

## RED BULL GRAND PRIX OF THE AMERICAS

### TISSOT SPRINT



Circuit Of The Americas

Rider	Points	Leader	Prev	THA	ARG	AME	QAT	SPA	FRA	GBR	ARA	ITA	NED	GER	CZE	AUT	HUN	CAT	RSM	JPN	INA	AUS	MAL	POR	VAL
1 <b>OGURA</b> Ai [JPN]	<b>18</b>			17 11 6	- - -	1 1																			
2 <b>ALDEGUER</b> Fermin [SPA]	<b>3</b>	15	15	3 3 -	- - -	-																			

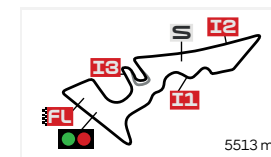
These data/results cannot be reproduced, stored and/or transmitted in whole or in part by any manner of electronic, mechanical, photocopying, recording, broadcasting or otherwise now known or herein after developed without the previous express consent by the copyright owner, except for reproduction in daily press and regular printed publications on sale to the public within 60 days of the event related to those data/results and always provided that copyright symbol appears together as follows below.

© DORNA, 2025

# 2025 INDEPENDENT TEAM CLASSIFICATION

## RED BULL GRAND PRIX OF THE AMERICAS

### TISSOT SPRINT



Circuit Of The Americas

Rider	Points	Leader	Prev	THA	ARG	AME	QAT	SPA	FRA	GBR	ARA	ITA	NED	GER	CZE	AUT	HUN	CAT	RSM	JPN	INA	AUS	MAL	POR	VAL
1 <b>MARQUEZ</b> Alex [SPA]	67			29 20 9	29 20 9	9 9																			
2 <b>MORBIDELLI</b> Franco [ITA]	42	25	25	18 13 5	19 16 3	5 5																			
3 <b>DI GIANNANTONIO</b> Fabio [ITA]	28	39	14	6 6 -	16 11 5	6 6																			
4 <b>ZARCO</b> Johann [FRA]	25	42	3	9 9 -	16 10 6	-																			
5 <b>OGURA</b> Ai [JPN]	18	49	7	17 11 6	- - -	1 1																			
6 <b>MILLER</b> Jack [AUS]	8	59	10	5 5 -	3 3 -	-																			
7 <b>BASTIANINI</b> Enea [ITA]	7	60	1	7 7 -	- - -	-																			
8 <b>VIÑALES</b> Maverick [SPA]	4	63	3	- - -	4 4 -	-																			
9 <b>ALDEGUER</b> Fermin [SPA]	3	64	1	3 3 -	- - -	-																			
10 <b>OLIVEIRA</b> Miguel [POR]	2	65	1	2 2 -	- - -	-																			
11 <b>FERNANDEZ</b> Raul [SPA]	1	66	1	- - -	1 1 -	-																			

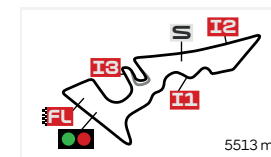
These data/results cannot be reproduced, stored and/or transmitted in whole or in part by any manner of electronic, mechanical, photocopying, recording, broadcasting or otherwise now known or herein after developed without the previous express consent by the copyright owner, except for reproduction in daily press and regular printed publications on sale to the public within 60 days of the event related to those data/results and always provided that copyright symbol appears together as follows below.  
 © DORNA, 2025



## 2025 INDEPENDENT TEAM CLASSIFICATION

RED BULL GRAND PRIX OF THE AMERICAS

TISSOT SPRINT



Circuit Of The Americas

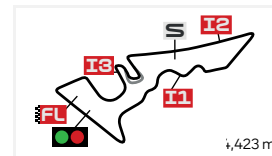
Team	Points	Leader	Previous	THA	ARG	AME	QAT	SPA	FRA	GBR	ARA	ITA	NED	GER	CZE	AUT	HUN	CAT	RSM	JPN	INA	AUS	MAL	POR	VAL
1 PERTAMINA ENDURO VR46 RACING TEAM	70			24	35	11																			
2 BK8 GRESINI RACING MOTOGP	70	0	0	32	29	9																			
3 LCR HONDA	25	45	45	9	16	-																			
4 TRACKHOUSE MOTOGP TEAM	19	51	6	17	1	1																			
5 RED BULL KTM TECH3	11	59	8	7	4	-																			
6 PRIMA PRAMAC YAMAHA MOTOGP	10	60	1	7	3	-																			

These data/results cannot be reproduced, stored and/or transmitted in whole or in part by any manner of electronic, mechanical, photocopying, recording, broadcasting or otherwise now known or herein after developed without the previous express consent by the copyright owner, except for reproduction in daily press and regular printed publications on sale to the public within 60 days of the event related to those data/results and always provided that copyright symbol appears together as follows below.  
 © DORNA, 2025

**TISSOT SPRINT - STARTING GRID**

**RED BULL GRAND PRIX OF THE AMERICAS**

RACE: 10 LAPS = 55.13 KM



Circuit Of The Americas


1	<b>3</b> 2'01.448 <b>73 Alex MARQUEZ</b> Ducati	<b>2</b> 2'01.189 <b>49 Fabio DI GIANNANTONIO</b> Ducati	<b>1</b> 2'01.088 <b>93 Marc MARQUEZ</b> Ducati
2	<b>6</b> 2'01.611 <b>63 Francesco BAGNAIA</b> Ducati	<b>5</b> 2'01.529 <b>21 Franco MORBIDELLI</b> Ducati	<b>4</b> 2'01.504 <b>37 Pedro ACOSTA</b> KTM
3	<b>9</b> 2'02.008 <b>43 Jack MILLER</b> Yamaha	<b>8</b> 2'02.008 <b>36 Joan MIR</b> Honda	<b>7</b> 2'01.737 <b>10 Luca MARINI</b> Honda
4	<b>12</b> 2'02.419 <b>54 Fermin ALDEGUER</b> Ducati	<b>11</b> 2'02.032 <b>20 Fabio QUARTARARO</b> Yamaha	<b>10</b> 2'02.019 <b>12 Maverick VIÑALES</b> KTM
5	<b>15</b> 2'02.636 <b>5 Johann ZARCO</b> Honda	<b>14</b> 2'02.500 <b>42 Alex RINS</b> Yamaha	<b>13</b> 2'02.195 <b>72 Marco BEZZECCHI</b> Aprilia
6	<b>18</b> 2'02.909 <b>79 Ai OGURA</b> Aprilia	<b>17</b> 2'02.868 <b>23 Enea BASTIANINI</b> KTM	<b>16</b> 2'02.637 <b>33 Brad BINDER</b> KTM
7	<b>21</b> 2'03.909 <b>35 Somkiat CHANTRA</b> Honda	<b>20</b> 2'03.805 <b>7 Augusto FERNANDEZ</b> Yamaha	<b>19</b> 2'02.957 <b>25 Raul FERNANDEZ</b> Aprilia

The results are provisional until the end of the limit for protest and appeal:

Time limit for protest expires 60' after publication of the results - ..... **Beth MILLER** ..... Time: **13:17** .....

These data/results cannot be reproduced, stored and/or transmitted in whole or in part by any manner of electronic, mechanical, photocopying, recording, broadcasting or otherwise now known or herein after developed without the previous express consent by the copyright owner, except for reproduction in daily press and regular printed publications on sale to the public within 60 days of the event related to those data/results and always provided that copyright symbol appears together as follows below.

© DORNA, 2025

Official MotoGP Timing by  TISSOT

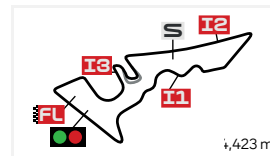
www.motogp.com

Austin, Saturday, March 29, 2025

# TISSOT SPRINT - STARTING GRID

RED BULL GRAND PRIX OF THE AMERICAS

RACE : 10 LAPS = 55.13 KM



Circuit Of The Americas

8


**22**  
2'04.254  
**32 Lorenzo SAVADORI**  
Aprilia

The results are provisional until the end of the limit for protest and appeal:

Time limit for protest expires 60' after publication of the results - ..... **Beth MILLER** ..... Time: **13:17** .....

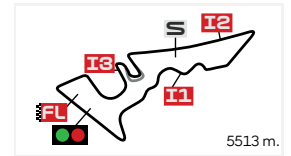
These data/results cannot be reproduced, stored and/or transmitted in whole or in part by any manner of electronic, mechanical, photocopying, recording, broadcasting or otherwise now known or herein after developed without the previous express consent by the copyright owner, except for reproduction in daily press and regular printed publications on sale to the public within 60 days of the event related to those data/results and always provided that copyright symbol appears together as follows below.

© DORNA, 2025

Official MotoGP Timing by  TISSOT

www.motogp.com

Austin, Saturday, March 29, 2025



Circuit Of The Americas

# TOP SPEED & AVERAGE

## RED BULL GRAND PRIX OF THE AMERICAS

### TISSOT SPRINT

#	Rider	Nation	Motorcycle	Top 5 speeds					Average	Top
33	<b>Brad BINDER</b>	RSA	KTM	344.7	342.4	342.4	340.2	339.1	341.3	<b>344.7</b>
72	<b>Marco BEZZECCHI</b>	ITA	APRILIA	342.4	341.3	341.3	340.2	340.2	341.1	<b>342.4</b>
43	<b>Jack MILLER</b>	AUS	YAMAHA	341.3	335.9	335.9	334.8	333.7	336.3	<b>341.3</b>
23	<b>Enea BASTIANINI</b>	ITA	KTM	340.2	336.9	336.9	335.9	335.9	337.0	<b>340.2</b>
42	<b>Alex RINS</b>	SPA	YAMAHA	340.2	340.2	339.1	334.8	334.8	337.8	<b>340.2</b>
49	<b>Fabio DI GIANNANTONIO</b>	ITA	DUCATI	340.2	339.1	339.1	338.0	335.9	338.5	<b>340.2</b>
54	<b>Fermin ALDEGUER</b>	SPA	DUCATI	340.2	332.7	332.7	331.6	330.6	332.7	<b>340.2</b>
79	<b>Ai OGURA</b>	JPN	APRILIA	340.2	339.1	338.0	338.0	338.0	338.7	<b>340.2</b>
5	<b>Johann ZARCO</b>	FRA	HONDA	339.1	333.7	333.7	332.7	332.7	334.1	<b>339.1</b>
12	<b>Maverick VIÑALES</b>	SPA	KTM	339.1	338.0	338.0	336.9	336.9	337.6	<b>339.1</b>
25	<b>Raul FERNANDEZ</b>	SPA	APRILIA	339.1	335.9	333.7	332.7	332.7	334.8	<b>339.1</b>
10	<b>Luca MARINI</b>	ITA	HONDA	338.0	336.9	333.7	331.6	330.6	334.2	<b>338.0</b>
21	<b>Franco MORBIDELLI</b>	ITA	DUCATI	338.0	338.0	335.9	334.8	334.8	336.1	<b>338.0</b>
32	<b>Lorenzo SAVADORI</b>	ITA	APRILIA	338.0	334.8	332.7	330.6	329.6	332.1	<b>338.0</b>
35	<b>Somkiat CHANTRA</b>	THA	HONDA	338.0	330.6	330.6	330.6	329.6	331.5	<b>338.0</b>
37	<b>Pedro ACOSTA</b>	SPA	KTM	338.0	336.9	336.9	335.9	335.9	336.7	<b>338.0</b>
63	<b>Francesco BAGNAIA</b>	ITA	DUCATI	336.9	336.9	335.9	334.8	334.8	335.4	<b>336.9</b>
93	<b>Marc MARQUEZ</b>	SPA	DUCATI	335.9	335.9	334.8	333.7	333.7	334.4	<b>335.9</b>
20	<b>Fabio QUARTARARO</b>	FRA	YAMAHA	334.8	331.6	331.6	328.5	328.5	329.9	<b>334.8</b>
73	<b>Alex MARQUEZ</b>	SPA	DUCATI	334.8	334.8	334.8	333.7	333.7	334.2	<b>334.8</b>
36	<b>Joan MIR</b>	SPA	HONDA	333.7	331.6	330.6	330.6	328.5	331.0	<b>333.7</b>
7	<b>Augusto FERNANDEZ</b>	SPA	YAMAHA	331.6	330.6	327.5	326.5	326.5	328.5	<b>331.6</b>

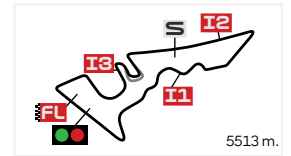
These data/results cannot be reproduced, stored and/or transmitted in whole or in part by any manner of electronic, mechanical, photocopying, recording, broadcasting or otherwise now known or herein after developed without the previous express consent by the copyright owner, except for reproduction in daily press and regular printed publications on sale to the public within 60 days of the event related to those data/results and always provided that copyright symbol appears together as follows below.

© DORNA, 2025

Official MotoGP Timing by [www.motogp.com](http://www.motogp.com)

Austin, Saturday, March 29, 2025

**FASTEST LAPS SEQUENCE**  
**RED BULL GRAND PRIX OF THE AMERICAS**  
**TISSOT SPRINT**



Circuit Of The Americas

Lap	Race Time	# Rider	Nation	Motorcycle	Time	Km/h	Riders's Lap
2	<b>4'06.808</b>	93 <b>Marc MARQUEZ</b>	SPA	DUCATI	<b>2'02.129</b>	162.5	2

These data/results cannot be reproduced, stored and/or transmitted in whole or in part by any manner of electronic, mechanical, photocopying, recording, broadcasting or otherwise now known or herein after developed without the previous express consent by the copyright owner, except for reproduction in daily press and regular printed publications on sale to the public within 60 days of the event related to those data/results and always provided that copyright symbol appears together as follows below.

© DORNA, 2025

Official MotoGP Timing by  TISSOT

www.motogp.com

Austin, Saturday, March 29, 2025